

Data Sheet

Thermostatic sensor RAS-C

Application



RAS-C 013G5015



RAS-C 013G5016



RAS-C 013G5023

The RAS-C radiator sensors are for use on Danfoss radiator valves in all central and district heating systems.

RAS-C sensors are self-actuating proportional controllers with a small P-band, designed for use in 2-pipe domestic heating systems.

RAS-C sensors are equipped with a snaplock connection, which ensures quick, firm and long lasting mounting onto the valve body, without the use of any tools.

All RAS-C sensors incorporates a frost protection setting.


The RAS-C sensors also provide the option to limit the temperature range. On 013G5016 both maximum and minimum setting temperature can be limited. On 013G5015 only the maximum temperature can be limited.

The RAS-C construction is particularly robust, with both end-stop strength limits and sensor bending force limits being substantially above the requirements of the European Standard EN 215.

Ordering and specifications


Type	Sensor	Colour	Features	Setting range ¹⁾	Code no.
RAS-C 5015	Built-in	White	Temp. limitation min./max	15 - 28°C	013G5015
RAS-C 5016 ²⁾	Built-in	White	Temp. limitation min./max	8 - 28°C	013G5016
RAS-C 5023 ²⁾	Built-in	Black/White	Temp. limitation	8 - 28°C	013G5023

¹⁾ Temperatures stated for Xp = 2K, i.e. the valve is closed at 2 °C higher room temperature.

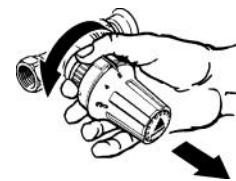
²⁾  certified according to EN215

Mounting


The Danfoss snaplock connection is easy to mount and requires no use of tools, once the valve cover has been removed. The sensor is fitted to the valve by applying a gentle pressure.




When the sensor is in place, the snaplock connection is activated and the sensor has been correctly mounted. If dismantling and mounting are carried out again, the mechanism must be tightened manually by turning the tightening ring.




Setting the temperature





$X_p = 0\text{ K}$



$X_p = 2\text{ K}$

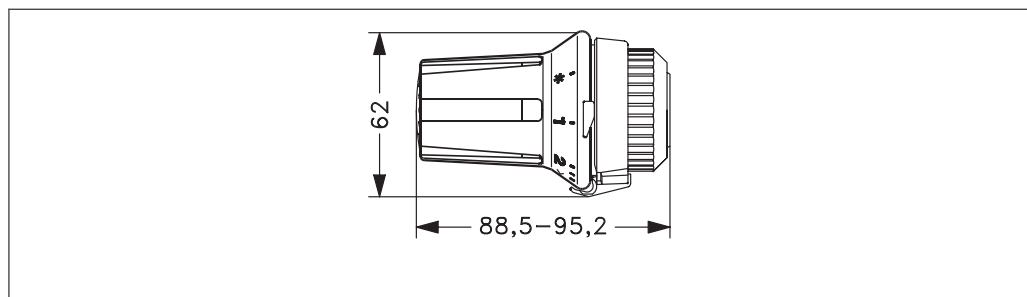
	10	14	18	22	26	30 °C
0	*	1	2	3	4	5
	8	12	16	20	24	28 °C

*= Frost protection setting

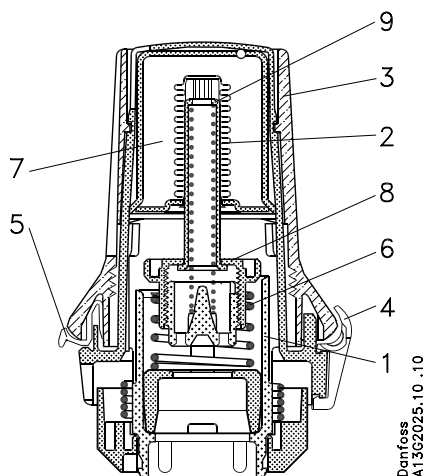
The required room temperature is set by turning the setting dial. The temperature scales show the correlation between scale values and the room temperature. The temperature values stated are for guidance only as the obtained room temperature will often be influenced by installation conditions.

The temperature scales are stated according to European standards at $X_p = 2^\circ\text{C}$. This means that the radiator thermostats close at a sensor temperature which is 2°C higher than stated on the temperature scales.

Dimensions



Design and function



- 1. Socket
- 2. Bellows
- 3. Setting handle
- 4. Setting mark
- 5. Limiter tab
- 6. Reset spring
- 7. Sensor medium
- 8. Spindle
- 9. Spring

Danfoss
 A13G2025.10 .10

Danfoss A/S
 Heating Solutions
 Haarupvaenget 11
 8600 Silkeborg
 Denmark
 Phone: +45 7488 8000
 Fax: +45 7488 8100
 Email: heating.solutions@danfoss.com
www.heating.danfoss.com

Danfoss can accept no responsibility for possible errors in catalogues, brochures and other printed material. Danfoss reserves the right to alter its products without notice. This also applies to products already on order provided that such alterations can be made without subsequential changes being necessary in specifications already agreed. All trademarks in this material are property of the respective companies. Danfoss and the Danfoss logotype are trademarks of Danfoss A/S. All rights reserved.